

Strategy

The Fund will invest in a diverse group of U.S. and international equity securities, and securities of REITs and similar investment vehicles. The fund will generally seek to achieve a target allocation of 98% (under normal market conditions) in U.S. and international (including exposure to developed and emerging markets) equity securities and securities of REITs and similar investment vehicles, and a target allocation of 2% (under normal market conditions) in Canadian, U.S. and international fixed income securities. Up to 100% of the fund's assets may be invested in foreign securities, and the fund's holdings in foreign currencies may be actively managed.

Class: Series A

Launch Date: February 2, 2016

Fundserv Code: AGL800

Asset Class: Global Equity

Management Fee: 1.85

Currency: CAD

NAVPS: \$21.27

Assets Under Management: \$123,953,156

Total Positions: 94

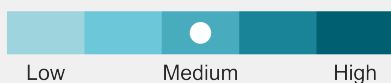
Distributions: Quarterly

Portfolio Manager: CWB Wealth

Fund Characteristics

P/E	34.94
P/B	8.31
Current Yield	2.05%

Volatility Meter

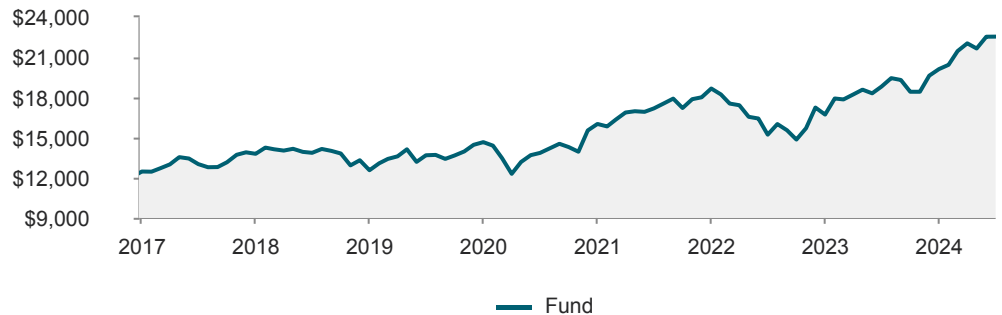


Geographic Allocation

	%
United States	49.4
European Union	36.8
Asia/Pacific Rim	5.1
Other European	2.8
Latin America	2.1
Japan	1.2
Other Asian	1.1
Other	0.9
Canada	0.5

Growth Of \$10,000 Investment

Fund: \$22,557



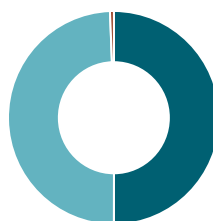
Trailing Returns (%)

Period	1 MO	3 MO	6 MO	YTD	1 YR	3 YR	5 YR	10 YR	Inception
Fund	0.04	2.28	12.08	12.08	19.86	9.49	10.52	—	10.19
Benchmark	2.07	3.97	14.69	14.69	22.43	9.27	11.67	—	11.69

Calendar Returns (%)

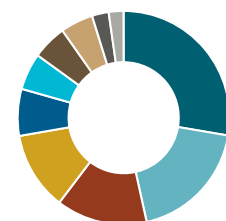
Period	2023	2022	2021	2020	2019	2018	2017	2016	2015	2014
Fund	20.34	-10.45	16.55	9.29	16.75	-8.92	10.62	—	—	—
Benchmark	18.22	-10.56	17.40	13.72	20.53	-0.72	16.32	—	—	—

Asset Allocation (%)



Asset Allocation	%
International Equity	50.0
US Equity	49.4
Cash and Equivalents	0.6

Equity Sector Allocation (%)



Equity Sector Allocation	%
Technology	27.7
Financial Services	18.8
Consumer Services	13.9
Consumer Goods	11.9
Other	7.1
Healthcare	5.6
Basic Materials	5.3
Industrial Services	5.0
Utilities	2.6
Energy	2.3

Top 20 Holdings	%
Microsoft Corp	5.6
Alphabet Inc Cl A	4.5
NVIDIA Corp	4.4
Amazon.com Inc	3.5
Apple Inc	2.8
ASML Holding NV	2.3
Mastercard Inc Cl A	2.3
UnitedHealth Group Inc	2.0
Autozone Inc	2.0
Berkshire Hathaway Inc Cl B	1.9
JPMorgan Chase & Co	1.9
Costco Wholesale Corp	1.7
Wells Fargo & Co	1.7
AerCap Holdings NV	1.7
Prada SpA	1.6
Intesa Sanpaolo SpA	1.5
TJX Cos Inc	1.3
LVMH Moet Hennessy Louis Vuitton SE	1.3
Renault SA	1.3
AB Skf Cl B	1.3
Total	46.5

Quoted yields should not be construed as an amount an investor would receive from the Fund and are subject to change. Graphs are only used to illustrate the effects of the compound growth rate and are not intended to reflect future values of the fund or returns on investment in the fund. Returns greater than 1 year are annualized. Risk rating of the fund is determined by assessing the variability of historical peer fund class returns and actual returns and variability of our sub-advisors respective investment strategies. Other types of risk, both measurable and non-measurable, exist. Just as historical performance may not be indicative of future returns, the historical returns of our sub-advisors respective investment strategies used to assess the risk may not be indicative of their future variability. Investors should consult their financial advisor before making a decision as to whether this mutual fund is a suitable investment for them. Commissions, trailing commissions, management fees and expenses all may be associated with mutual fund investments. Please read the prospectus, which contains detailed investment information, before investing. Mutual funds are not guaranteed, their values change frequently and past performance may not be repeated. CWB Wealth is a business name and trademark of CWB Wealth Management Ltd. (CWB WM). CWB WM is a subsidiary of Canadian Western Bank and a member of CWB Financial Group. CWB WM uses third parties to provide certain data used to produce this report- we believe the data to be accurate, however, cannot guarantee its accuracy. Visit cwbwealth.com/disclosures for our full disclaimer.