

Strategy

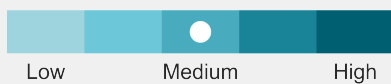
The Fund will invest primarily in a diverse group of Canadian equity securities and securities of REITs and similar investment vehicles. The fund will generally seek to achieve a target allocation of 98% under normal market conditions in Canadian equity securities and securities of REITs and similar investment vehicles, and a target allocation of 2% in normal market conditions in Canadian fixed income securities. The fund's assets will not be invested in foreign securities.

Class: Series A
Launch Date: February 2, 2016
Fundserv Code: AGL700
Asset Class: Canadian Equity
Management Fee: 1.80
Currency: CAD
NAVPS: \$18.72
Assets Under Management: \$88,109,962
Total Positions: 41
Distributions: Quarterly
Portfolio Manager: CWB Wealth

Fund Characteristics

P/E	19.95
P/B	2.09
Current Yield	2.47%
ROE (return on equity)	0.11%
Average Market Cap (capitalization)	\$67B

Volatility Meter

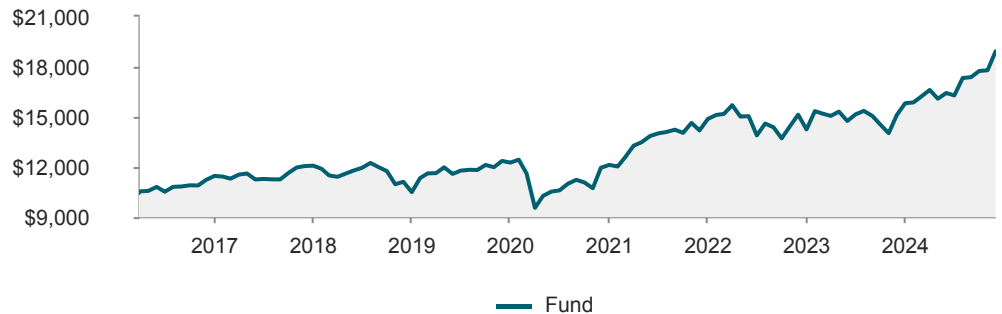


Geographic Allocation

Geographic Allocation	%
Canada	96.0
United States	4.0

Growth Of \$10,000 Investment

Fund: \$18,931



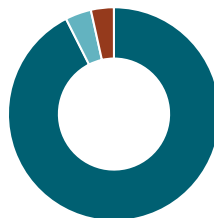
Trailing Returns (%)

Period	1 MO	3 MO	6 MO	YTD	1 YR	3 YR	5 YR	10 YR	Inception
Fund	6.41	8.94	15.22	19.68	25.31	10.08	8.89	—	7.56
Benchmark*	6.37	10.66	16.91	25.77	30.69	10.90	11.92	—	12.09

Calendar Returns (%)

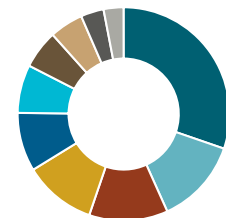
Period	2023	2022	2021	2020	2019	2018	2017	2016	2015	2014
Fund	11.01	-4.24	22.72	-1.13	16.85	-13.13	5.36	—	—	—
Benchmark*	11.75	-5.84	25.09	5.60	22.88	-8.89	9.10	—	—	—

Asset Allocation (%)



Asset Allocation	%
Canadian Equity	92.5
US Equity	4.0
Cash and Equivalents	3.5

Equity Sector Allocation (%)



Equity Sector Allocation	%
Financial Services	30.3
Energy	13.0
Technology	12.0
Industrial Services	11.0
Basic Materials	8.9
Consumer Services	7.3
Utilities	5.8
Other	5.1
Cash and Cash Equivalent	3.5
Consumer Goods	3.1

Top 25 Holdings	%
Royal Bank of Canada	5.6
Canadian Pacific Kansas City Ltd	4.6
Brookfield Corp Cl A	4.3
Shopify Inc Cl A	4.1
Canadian Imperial Bank of Commerce	4.1
Bank of Montreal	3.9
TC Energy Corp	3.8
Waste Connections Inc	3.8
Toronto-Dominion Bank	3.4
Suncor Energy Inc	3.3
Sun Life Financial Inc	3.2
Canada Government 15-Jan-2025	3.2
Canadian Natural Resources Ltd	3.0
TFI International Inc	2.7
Telus Corp	2.5
Agnico Eagle Mines Ltd	2.4
Nutrien Ltd	2.3
Intact Financial Corp	2.2
Methanex Corp	2.2
Alimentation Couche-Tard Inc	2.2
CGI Inc Cl A	2.2
Constellation Software Inc	2.2
Magna International Inc	2.2
Brookfield Renewable Corp Cl A	2.0
CCL Industries Inc Cl B	2.0
Total	77.4

Quoted yields should not be construed as an amount an investor would receive from the Fund and are subject to change. Graphs are only used to illustrate the effects of the compound growth rate and are not intended to reflect future values of the fund or returns on investment in the fund. Returns greater than 1 year are annualized. Risk rating of the fund is determined by assessing the variability of historical peer fund class returns and actual returns and variability of our sub-advisors respective investment strategies. Other types of risk, both measurable and non-measurable, exist. Just as historical performance may not be indicative of future returns, the historical returns of our sub-advisors respective investment strategies used to assess the risk may not be indicative of their future variability. Investors should consult their financial advisor before making a decision as to whether this mutual fund is a suitable investment for them. Commissions, trailing commissions, management fees and expenses all may be associated with mutual fund investments. Please read the prospectus, which contains detailed investment information, before investing. Mutual funds are not guaranteed, their values change frequently and past performance may not be repeated. CWB Wealth is a business name and trademark of CWB Wealth Management Ltd. (CWB WM). CWB WM is a subsidiary of Canadian Western Bank and a member of CWB Financial Group. CWB WM uses third parties to provide certain data used to produce this report- we believe the data to be accurate, however, cannot guarantee its accuracy. Visit cwbwealth.com/disclosures for our full disclaimer.

*TSX TR