

Strategy

The Fund will invest primarily in a diverse group of Canadian equity securities and securities of REITs and similar investment vehicles. The fund will generally seek to achieve a target allocation of 98% under normal market conditions in Canadian equity securities and securities of REITs and similar investment vehicles, and a target allocation of 2% in normal market conditions in Canadian fixed income securities. The fund's assets will not be invested in foreign securities.

Class: Series A

Launch Date: February 2, 2016

Fundserv Code: AGL700

Asset Class: Canadian Equity

Management Fee: 1.80

Currency: CAD

NAVPS: \$16.13

Assets Under Management: \$75,897,267

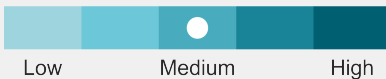
Total Positions: 42

Distributions: Quarterly

Portfolio Manager: CWB Wealth

Fund Characteristics

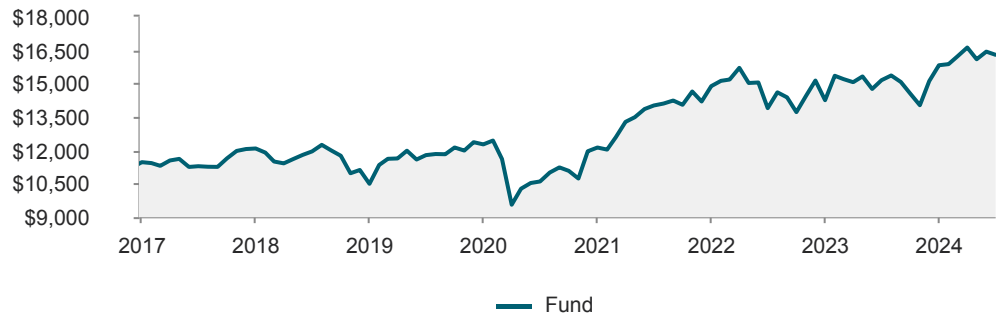
P/E	17.57
P/B	1.87
Current Yield	2.94%

Volatility Meter

Geographic Allocation %

Canada	96.0
United States	4.0

Growth Of \$10,000 Investment

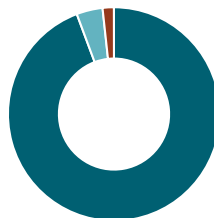
Fund: \$16,285


Trailing Returns (%)

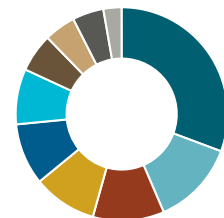
Period	1 MO	3 MO	6 MO	YTD	1 YR	3 YR	5 YR	10 YR	Inception
Fund	-0.88	-1.98	2.95	2.95	7.51	5.14	6.69	—	6.03
Benchmark	-1.42	-0.66	6.05	6.05	12.13	5.98	9.28	—	10.26

Calendar Returns (%)

Period	2023	2022	2021	2020	2019	2018	2017	2016	2015	2014
Fund	11.01	-4.24	22.72	-1.13	16.85	-13.13	5.36	—	—	—
Benchmark	11.75	-5.84	25.09	5.60	22.88	-8.89	9.10	—	—	—

Asset Allocation (%)


Asset Allocation	%
Canadian Equity	94.3
US Equity	4.0
Cash and Equivalents	1.7

Equity Sector Allocation (%)


Equity Sector Allocation	%
Financial Services	30.7
Energy	12.9
Industrial Services	10.9
Technology	9.7
Basic Materials	9.3
Consumer Services	8.4
Utilities	5.8
Consumer Goods	4.8
Other	4.8
Telecommunications	2.8

Top 20 Holdings	%
Royal Bank of Canada	6.5
Canadian Pacific Kansas City Ltd	4.8
Brookfield Corp CI A	4.0
Waste Connections Inc	3.8
Suncor Energy Inc	3.8
TC Energy Corp	3.8
Toronto-Dominion Bank	3.8
Bank of Montreal	3.7
Canadian Imperial Bank of Commerce	3.6
Canadian Natural Resources Ltd	3.5
Sun Life Financial Inc	2.9
Telus Corp	2.8
Agnico Eagle Mines Ltd	2.7
Nutrien Ltd	2.5
Alimentation Couche-Tard Inc	2.4
CCL Industries Inc CI B	2.4
CGI Inc CI A	2.3
TFI International Inc	2.3
Magna International Inc	2.3
Brookfield Infrastructure Corp CI A	2.2
Total	66.1

Quoted yields should not be construed as an amount an investor would receive from the Fund and are subject to change. Graphs are only used to illustrate the effects of the compound growth rate and are not intended to reflect future values of the fund or returns on investment in the fund. Returns greater than 1 year are annualized. Risk rating of the fund is determined by assessing the variability of historical peer fund class returns and actual returns and variability of our sub-advisors respective investment strategies. Other types of risk, both measurable and non-measurable, exist. Just as historical performance may not be indicative of future returns, the historical returns of our sub-advisors respective investment strategies used to assess the risk may not be indicative of their future variability. Investors should consult their financial advisor before making a decision as to whether this mutual fund is a suitable investment for them. Commissions, trailing commissions, management fees and expenses all may be associated with mutual fund investments. Please read the prospectus, which contains detailed investment information, before investing. Mutual funds are not guaranteed, their values change frequently and past performance may not be repeated. CWB Wealth is a business name and trademark of CWB Wealth Management Ltd. (CWB WM). CWB WM is a subsidiary of Canadian Western Bank and a member of CWB Financial Group. CWB WM uses third parties to provide certain data used to produce this report- we believe the data to be accurate, however, cannot guarantee its accuracy. Visit cwbwealth.com/disclosures for our full disclaimer.