

## Strategy

The Fund will invest primarily in fixed income securities issued or guaranteed by governments and corporations from around the world to enhance portfolio yield and reduce risk. Convertible debentures, non-investment grade corporate debt, emerging market bonds and preferred shares are fixed income categories that may be utilized within the overall asset mix of the fund. Up to 30% of the fund's assets may be invested in foreign securities. The fund's currency exposure arising from its investments denominated in foreign currencies may be actively managed.

**Class:** Series A

**Launch Date:** February 2, 2016

**Fundserv Code:** AGL600

**Asset Class:** Canadian Fixed Income

**Management Fee:** 1.00

**Currency:** CAD

**NAVPS:** \$9.08

**Assets Under Management:** \$189MM

**Total Positions:** 111

**Distributions:** Quarterly

**Portfolio Manager:** CWB Wealth

### Fund Characteristics

Yield To Maturity	5.22%
Duration (Years)	6.53
Coupon	3.96%
Current Yield	4.00%

### Volatility Meter

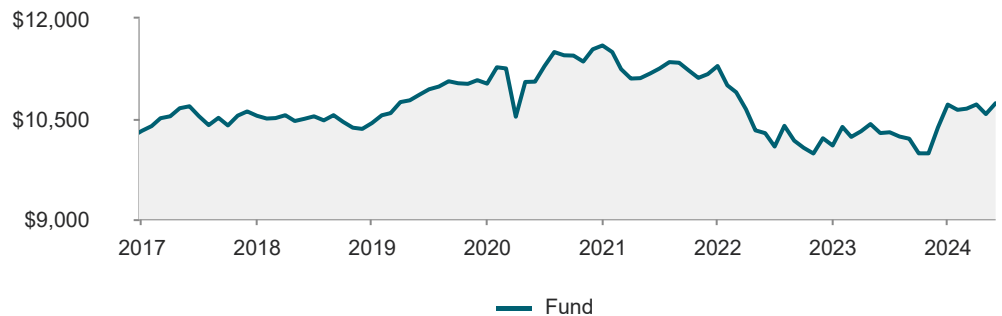


### Bond Term

Less than 1 Year	17.2
1-5 Years Maturity	23.8
5-10 Years Maturity	18.9
More than 10 Years	40.0

### Growth Of \$10,000 Investment

Fund: \$10,735



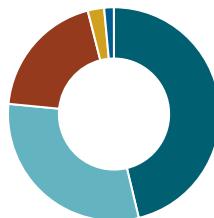
### Trailing Returns (%)

Period	1 MO	3 MO	6 MO	YTD	1 YR	3 YR	5 YR	10 YR	Inception
Fund	1.54	0.77	3.50	0.19	4.35	-1.34	-0.24	—	0.86
Benchmark	1.77	0.22	1.89	-1.49	2.57	-1.83	0.00	—	1.41

### Calendar Returns (%)

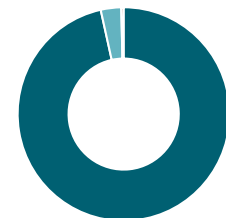
Period	2023	2022	2021	2020	2019	2018	2017	2016	2015	2014
Fund	6.07	-10.54	-2.65	5.18	5.64	-1.02	2.18	—	—	—
Benchmark	6.69	-11.69	-2.54	8.73	6.55	0.46	3.59	—	—	—

### Asset Allocation (%)



Asset Allocation	%
Canadian Corporate Bonds	46.2
Canadian Government Bonds	30.3
Cash and Equivalents	19.5
Foreign Corporate Bonds	2.5
Canadian Equity	1.5

### Geographic Allocation (%)



Geographic Allocation	%
Canada	96.5
United States	3.1
Other	0.4

<b>Top 20 Holdings</b>	<b>%</b>
Canada Housing Trust No 1 2.90% 15-Jun-2024	7.2
Canada Government 2.50% 01-Jun-2024	7.1
Alberta Province 3.45% 01-Dec-2043	4.3
Quebec Province 3.25% 01-Sep-2032	3.8
Saskatchewan Province 5.00% 05-Mar-2037	3.8
British Columbia Province 3.20% 18-Jun-2044	3.1
Ontario Province 4.60% 02-Jun-2039	3.1
Greater Toronto Airports Auth 7.10% 04-Jun-2031	2.5
Honda Canada Finance Inc 1.65% 25-Feb-2028	2.4
Manulife Financial Corp 2.24% 12-May-2025	2.3
Quebec Province 0.00% 01-Dec-2043	2.3
Epcor Utilities Inc 5.65% 16-Nov-2035	2.2
Peel Regional Municipality 5.10% 29-Jun-2040	1.9
Bank of Montreal 3.19% 01-Mar-2028	1.8
OMERS Realty Corp 3.24% 04-Oct-2027	1.7
Cash-INVEST-CAD Investment Cash-CAD	1.3
Co-operators Financ'l Svcs Ltd 3.33% 13-Feb-2030	1.3
Pembina Pipeline Corp 4.81% 25-Sep-2043	1.2
Rogers Communications Inc 6.56% 21-Sep-2040	1.2
Telus Corp 4.75% 17-Jul-2044	1.2
<b>Total</b>	<b>55.8</b>

Quoted yields should not be construed as an amount an investor would receive from the Fund and are subject to change. Graphs are only used to illustrate the effects of the compound growth rate and are not intended to reflect future values of the fund or returns on investment in the fund. Returns greater than 1 year are annualized. Risk rating of the fund is determined by assessing the variability of historical peer fund class returns and actual returns and variability of our sub-advisors' respective investment strategies. Other types of risk, both measurable and non-measurable, exist. Just as historical performance may not be indicative of future returns, the historical returns of our sub-advisors' respective investment strategies used to assess the risk may not be indicative of their future variability. Investors should consult their financial advisor before making a decision as to whether this mutual fund is a suitable investment for them. Commissions, trailing commissions, management fees and expenses all may be associated with mutual fund investments. Please read the prospectus, which contains detailed investment information, before investing. Mutual funds are not guaranteed, their values change frequently and past performance may not be repeated. CWB Wealth is a business name and trademark of CWB Wealth Management Ltd. (CWB WM). CWB WM is a subsidiary of Canadian Western Bank and a member of CWB Financial Group. CWB WM uses third parties to provide certain data used to produce this report- we believe the data to be accurate, however, cannot guarantee its accuracy. Visit [cwbwealth.com/disclosures](http://cwbwealth.com/disclosures) for our full disclaimer.