

Strategy

The Fund will invest primarily in other CWB Onyx Portfolio Series or other mutual funds managed and advised by us or our affiliates. The Fund generally seeks to achieve a target allocation of 25% (within a +/- 10 % range) primarily in Canadian, U.S. and international equity securities, securities of REITs and similar investment vehicles, and a target allocation of 75% (within a +/- 10 % range) primarily in Canadian, U.S. and international fixed income securities.

Class: Series A

Launch Date: February 2, 2016

Fundserv Code: AGL300

Asset Class: Global Fixed Income Balanced

Management Fee: 1.30

Currency: CAD

NAVPS: \$10.62

Assets Under Management: \$7MM

Total Positions: 239

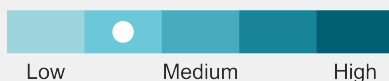
Distributions: Quarterly

Portfolio Manager: CWB Wealth

Fund Characteristics

Yield To Maturity	5.22%
Duration (Years)	6.52
Coupon	3.96%
Current Yield	3.59%

Volatility Meter

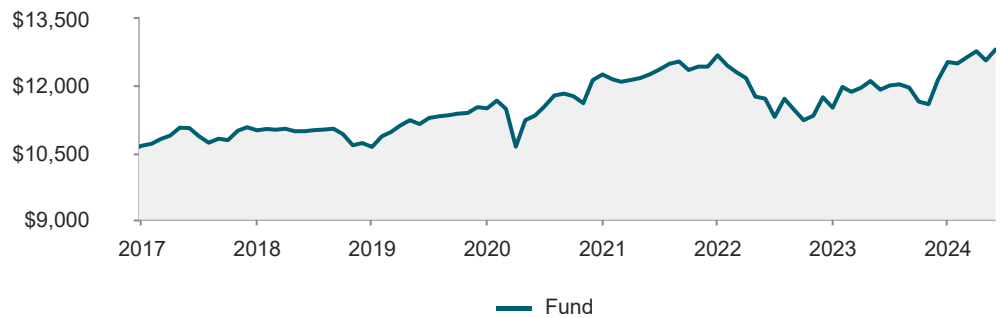


Bond Term

Less than 1 Year	17.4
1-5 Years Maturity	23.8
5-10 Years Maturity	18.9
More than 10 Years	39.9

Growth Of \$10,000 Investment

Fund: \$12,816



Trailing Returns (%)

Period	1 MO	3 MO	6 MO	YTD	1 YR	3 YR	5 YR	10 YR	Inception
Fund	1.95	1.42	5.62	2.24	7.57	1.49	2.84	—	3.05
Benchmark	2.01	1.46	4.68	1.48	7.05	1.10	3.07	—	3.98

Calendar Returns (%)

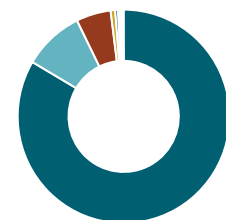
Period	2023	2022	2021	2020	2019	2018	2017	2016	2015	2014
Fund	8.91	-9.27	3.52	6.61	8.14	-3.38	3.25	—	—	—
Benchmark	8.76	-9.94	3.18	9.40	9.96	-0.79	5.76	—	—	—

Asset Allocation (%)



Asset Allocation	%
Canadian Corporate Bonds	33.1
Canadian Government Bonds	21.7
Cash and Equivalents	15.8
Canadian Equity	13.7
US Equity	7.0
International Equity	6.9
Foreign Corporate Bonds	1.8

Geographic Allocation (%)



Geographic Allocation	%
Canada	83.5
United States	9.3
European Union	5.3
Asia/Pacific Rim	0.7
Other European	0.5
Latin America	0.3
Other	0.3
Japan	0.2
Other Asian	0.1

Top Holdings	%
CWB Onyx Diversified Income Fund - Series A	71.6
CWB Onyx Canadian Equity Fund - Series A	13.6
CWB Onyx Global Equity Fund - Series A	13.5
Cash-INVEST-CAD Investment Cash-CAD	1.3
Total	100.0

Top 20 Holdings On A Look Through Basis	%
Canada Housing Trust No 1 2.90% 15-Jun-2024	5.1
Canada Government 2.50% 01-Jun-2024	5.1
Alberta Province 3.45% 01-Dec-2043	3.1
Quebec Province 3.25% 01-Sep-2032	2.7
Saskatchewan Province 5.00% 05-Mar-2037	2.7
British Columbia Province 3.20% 18-Jun-2044	2.2
Ontario Province 4.60% 02-Jun-2039	2.2
Greater Toronto Airports Auth 7.10% 04-Jun-2031	1.8
Honda Canada Finance Inc 1.65% 25-Feb-2028	1.7
Manulife Financial Corp 2.24% 12-May-2025	1.7
Quebec Province 0.00% 01-Dec-2043	1.7
Epcor Utilities Inc 5.65% 16-Nov-2035	1.6
Peel Regional Municipality 5.10% 29-Jun-2040	1.3
Bank of Montreal 3.19% 01-Mar-2028	1.3
Cash-INVEST-CAD Investment Cash-CAD	1.3
OMERS Realty Corp 3.24% 04-Oct-2027	1.2
Cash-INVEST-CAD Investment Cash-CAD	1.0
Co-operators Financ'l Svcs Ltd 3.33% 13-Feb-2030	0.9
Pembina Pipeline Corp 4.81% 25-Sep-2043	0.9
Royal Bank of Canada	0.9

Quoted yields should not be construed as an amount an investor would receive from the Fund and are subject to change. Graphs are only used to illustrate the effects of the compound growth rate and are not intended to reflect future values of the fund or returns on investment in the fund. Returns greater than 1 year are annualized. Risk rating of the fund is determined by assessing the variability of historical peer fund class returns and actual returns and variability of our sub-advisors respective investment strategies. Other types of risk, both measurable and non-measurable, exist. Just as historical performance may not be indicative of future returns, the historical returns of our sub-advisors respective investment strategies used to assess the risk may not be indicative of their future variability. Investors should consult their financial advisor before making a decision as to whether this mutual fund is a suitable investment for them. Commissions, trailing commissions, management fees and expenses all may be associated with mutual fund investments. Please read the prospectus, which contains detailed investment information, before investing. Mutual funds are not guaranteed, their values change frequently and past performance may not be repeated. CWB Wealth is a business name and trademark of CWB Wealth Management Ltd. (CWB WM). CWB WM is a subsidiary of Canadian Western Bank and a member of CWB Financial Group. CWB WM uses third parties to provide certain data used to produce this report- we believe the data to be accurate, however, cannot guarantee its accuracy. Visit cwbwealth.com/disclosures for our full disclaimer.